



MAST CLIMBING WORK PLATFORMS

PRODUCT GUIDE

ALIMAK MC 650

Access anytime, anywhere

ALIMAK



Safety

In all our activities we operate according to the strictest requirements in terms of safety and quality.

Cost saving operation

Mast climbing work platforms lift both personnel and material to the required working height. The platform length and width can be configured to offer various loads and follow the profile of the structure.

Productivity

A significant increase of productivity can be achieved with the use of mast climbing work platforms. Less interruption, quick installation – dismantling contribute to increased productivity.

Logistics

Mast climbing work platforms make the logistical planning easier. Loading material for façade work can be done quicker and directly on the platform.

ALIMAK MC 650

A versatile working environment

The Alimak MC 650 is a powerful new mast climbing work platform system engineered and manufactured in Sweden. This new system offers the best ratio of performance and quality for global use in the heavy range of applications. Payload capacities from 2,230 kg to 7,240 kg and platform dimensions vary from 4.4 m to 41.8 m.

The new model boasts platform lengths of up to 19.4 metres in single mast configuration and up to 41.8 metres in twin mast configuration and maintains considerable payload capacity even on the longest platforms. The maximum payload is no less than 3,630kg on a single mast platform and 7,240kg on its twin equivalent.

As the MC 650 uses the same innovative and patented mast sharing system as the Alimak Scando 650 construction hoist range, the maximum length of the platform is actually determined by the length of the building on which it will be used.

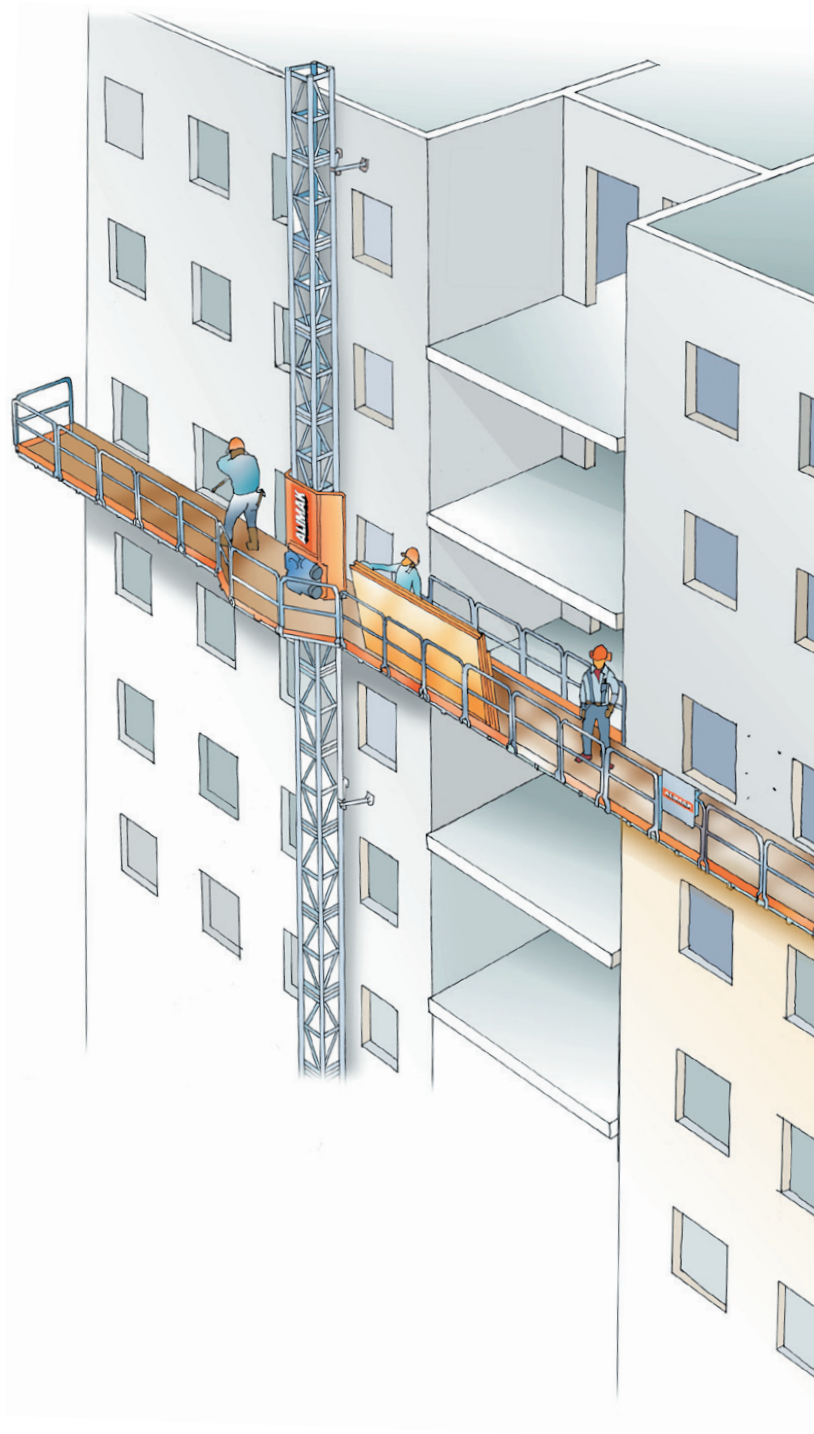
The MC 650 platform is suitable for use around corners, curves and angles allowing for the platform to be shaped to the building profile. The MC 650 work platform can be used on either a mobile chassis or base frame.

The high capacity and versatility of the MC 650 work platform generates increased productivity and cost efficiencies, making the range suitable for bricklaying, curtain walling, insulation and window installation and the handling of heavy or cumbersome materials, amongst other uses.

The new range meets an existing demand for large powerful mast climbing work platforms with a higher lifting capacity than most of the machines with large platform sizes which are available on the market today can offer.

For high utilization we have combined the new MC 650 to use the existing MCM platform deck system, a possibility that allows unmatched flexibility and utilisation of equipment across ranges.

The MC 650 descends from a line of renowned platform ancestors that can be traced back to the 1950's when the world's first mast climbing work platform appeared on the market.



Technical specifications

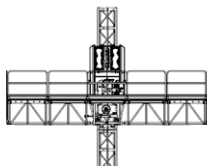
MAIN CHARACTERISTICS

- Strong and robust design
- Simple and reliable control system
- Design based on many years of experience
- Single and twin machine configurations
- Flexible platform length and width
- Hot dip galvanized components
- Variety of accessories available
- Substantial anchor distances
- Mast interchangeable with Alimak construction hoists with 650 mast
- Platform deck system interchangeable with MCM
- Build two independent twin mast climbing work platforms with just three mast positions

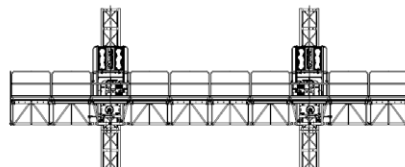


ALIMAK MC 650	Single A-drive	Twin A-drive	Twin B-drive
Platform length (min/max)	4.4/19.4 m	11.8/41.8 m	6/27 m
Platform width (standard/max. extension)	1.5/2.7 m	1.5/2.7 m	1.5/2.7 m
Payload (at min./max. platform length)	3,630/2,230 kg	6,720/3,920 kg	
Speed (50/60 Hz)	12 m/min	12 m/min	12 m/min
Mast	650	650	650
Rack module	5	5	5
Motor rating drive unit	2 x 5.5kW	4 x 5.5kW	4 x 5.5kW
Power supply	400 V / 50-60 Hz	400 V / 50-60 Hz	400 V / 50-60 Hz
Max lifting height	100 m	100 m	100 m

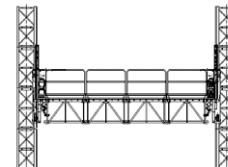
For other demands or specifications, please consult your Alimak representative.



Single A-drive



Twin A-drive



Twin B-drive